

# SWIFT

*Sport*





## LEANER, MEANER, SWIFTER


In a league of its own, the Swift Sport takes its legendary status to even greater heights. With advanced turbocharged performance, outstanding torque, sharp handling, and lightweight body, this iconic 'hot hatch' is designed to thrill. Its latest safety technology, effortless power, and ruthless efficiency make it a masterpiece of motion.




### TWO TONE




Burning Red Pearl  
Metallic with  
Super Black Pearl  
(D7Z)



Speedy Blue  
Metallic with  
Super Black Pearl  
(C7R)




Flame Orange  
Pearl Metallic with  
Super Black Pearl  
(CFK)




Burning Red  
Pearl Metallic  
(ZWP)




Speedy Blue  
Metallic  
(ZWG)




Champion Yellow  
(ZFT)




Pure White  
Pearl  
(ZVR)



Premium Silver  
Metallic  
(ZNC)



Mineral Grey  
Metallic  
(ZMW)



Super Black  
Pearl  
(ZMV)



# IN TOTAL CONTROL

Laser-focused on delivering the ultimate driving experience, the Swift Sport's cockpit is intuitive and responsive. Take charge in a true driver's car with six speaker audio system, D-shaped steering wheel, alloy pedals, rich red-black interior hues and race-inspired features.



**CLIMATE CONTROL AIR CONDITIONING**  
Whatever the season, whatever the conditions, the digital climate control air conditioning and pollen filter make it a breeze to adjust your comfort level.



**ENGINE PERFORMANCE DISPLAY**  
The Swift Sport features an advanced multi-functional display that displays a range of information such as digital running speed, turbo performance, G force, engine output and economy.



**KEYLESS ENTRY AND START**  
Unlock the Swift Sport by pressing a button on the door handle, and start the car while the keys are safely in your pocket or bag.



**SEMI-BUCKET SPORTS SEATS**  
Slip into the comfortable semi-bucket seats with red double stitching, embossed "Sport" logo and side and shoulder bolsters to keep you snug around tight bends.



**TOUCHSCREEN WITH ANDROID AUTO™ AND APPLE CARPLAY**  
The multimedia infotainment system features a high definition touchscreen with smartphone connectivity through Bluetooth® and USB connection to Android Auto™ and Apple CarPlay. Connect your compatible smartphone to access navigation maps, stream music and podcasts, make handsfree phone calls and voice activated texts, and use other driver safe apps.



**REVERSE CAMERA**  
Cleverly integrated, the built-in reverse camera helps you park and reverse safely without having to twist around in your seat.



**LED LIGHTING SYSTEM**  
The auto levelling and light-sensing LED projector headlamps turn on with nightfall or low light. The LED daytime running lamps keep you visible while easing electrical usage.

# ELITE PERFORMER

Concrete jungle or the wide open road – the twin-exhaust Swift Sport excels with dynamic manoeuvrability and road holding performance. Adopting Suzuki's lightweight HEARTECT platform, its 970 kg kerb weight and outstanding 4.2:1 weight-to-torque ratio (kg:Nm) means business, whatever the road ahead.



**TURBOCHARGED EXCITEMENT**  
Get your pulse racing with the Swift Sport's championship-worthy BoosterJet turbo engine. This intercooled powerhouse is a technological tour de force, producing maximum torque from just 2500rpm. Designed to pump up power but not the petrol bills, this compact, lightweight and fuel-efficient engine features a wastegate valve to control boost pressure, quicken response and lower fuel consumption. A short port intake and exhaust manifold are integrated within the cylinder heads for a lighter, more compact engine and heart-racing acceleration.

**POWER:** 103kW @ 5,500rpm  
**TORQUE:** 230 Nm @ 2,500-3,500rpm  
**FUEL:** 6.1L/100 km combined NEDC  
**CO2:** 141g/km combined NEDC



**DIRECT INJECTION**  
The direct injection system further enhances the BoosterJet's power and efficiency by optimising the amount of injected fuel as well as the timing and pressure. Seven-hole injector nozzles atomise fuel for more efficient combustion, cleaner exhaust and exhilarating performance.



**17-INCH PERFORMANCE ALLOYS**  
The Swift Sport's diamond-cut alloy wheels are thinner yet stronger, with reduced rotating weight for better acceleration and more responsive handling.



**6-STAGE AUTOMATIC**  
The gear ratios of the 6-stage automatic have been chosen for optimum acceleration, matched to the strong torque characteristics of the engine. Paddle shifters enable manual gear changing to maximise the Sport experience.



**OPTIMISED BRAKING**  
With large ventilated front discs and solid rear discs, the Swift Sport has superior braking power and fade resistance.



**6-SPEED MANUAL**  
The sport-grade six-speed manual transmission is built to maximise the performance of the turbo engine. Shifting is accurate with just the right feeling of resistance, thanks to short shift strokes and an optimised clutch engagement point.



**MONROE® SHOCKS**  
Swift Sport has a lower stance with race-tuned Monroe® shock absorbers. These are paired with a specially designed stabiliser for increased rigidity and Teflon mounts for reduced friction.





# STATE-OF-THE-ART SAFETY

Safety goes hand in hand with superb performance and behind the controls of the Swift Sport, safety levels are at all-time high. In addition to the six SRS airbag system, it features a suite of accident avoidance and electronic driver assistance technology, designed to protect you and your passengers.

### DUAL SENSOR BRAKE SUPPORT (DSBS)

Collision risk is lowered in the Swift Sport with an autonomous emergency braking system which uses a monocular camera and laser sensor to detect vehicles or pedestrians in front. If a collision is imminent, DSBS issues a warning or engages automatic braking.

### LANE DEPARTURE WARNING

Stay safely in your lane thanks to the lane departure warning function. At 60 km/h or faster, the monocular camera detects lane markers and if you drift, vibrates the steering wheel and gives you a visual warning.

### WEAVING ALERT

This system calculates your driving pattern and issues audio and visual warnings if it detects you're 'wandering' due to driver fatigue, for example.

### ADAPTIVE CRUISE CONTROL


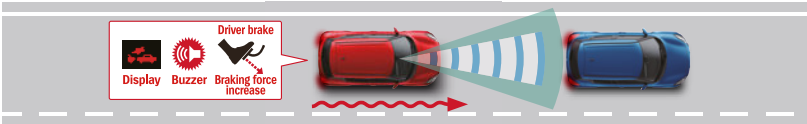
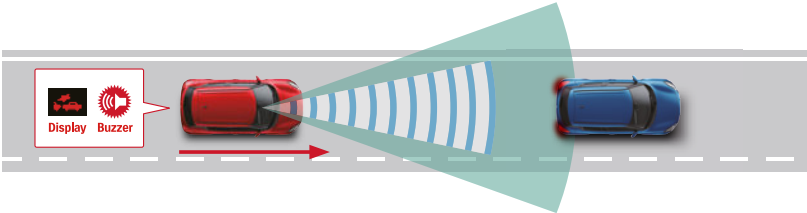
The adaptive cruise control system uses millimetre-wave radar to automatically maintain your following distance depending on the setting selected and vehicle speed.

### HEADLAMP HIGH BEAM ASSIST

At 40 km/h or faster, Swift Sport's high beam assist can automatically switch the headlamps between high and low beam depending on the presence of other vehicles and the lighting environment.

### PARKING SENSORS

Parking is safer and easier with ultrasonic sensors in the rear bumper that detect obstacles and send you a warning you can both see and hear.



### REAR CROSS TRAFFIC ALERT

This assists the driver to manoeuvre more safely out of parking spaces where vision is obscured. When reversing, at speeds of up to 8 km/h, the vehicle uses two rear mounted side radar sensors to assist the driver by alerting them of approaching vehicles on either side. The driver is given both a visual alert on the multi information display and a warning sound.

### BLIND SPOT MONITOR

Lane changing at speeds above 15 km/h is made safer by two rear mounted side radar sensors capable of detecting vehicles located in or approaching the rear blind spots on either side of the vehicle. When a vehicle is detected a warning LED icon is illuminated in the exterior mirror. If the driver indicates to change lanes, a flashing LED icon is accompanied by a warning sound alert.

# Specifications

### INFOTAINMENT

Touchscreen	●
Six speaker tuner/SD	●
Bluetooth®	●
Apple CarPlay and Android Auto™	●
Smartphone connected navigation	●
USB and auxiliary inputs	●

### INSTRUMENT PANEL

Tachometer	●
Information display	4.2-inch colour LCD
	Digital clock
	Outside temperature gauge
	Fuel consumption (instant, average, range)
	Engine performance screens
	Gear position indicator
	Digital speed (running, average)
	●
Lights-on and key reminder	●
Door-ajar warning indicator	●
Seatbelt reminder for all seating positions	●
Fuel warning indicator	●

### INTERIOR

Climate air conditioning with pollen filter	●
Keyless entry and push-button start	●
Steering wheel	Leather and piano black appointed
	Cruise, speed limiter, phone and audio controls
	Tilt and telescopic adjustable
	Paddle shifters
	AUTO
Driver's side seat height adjuster	●
60:40 split-folding rear seats	●
Adjustable rear head restraints x 3	●
Assist grips x 3	●
Sport seats with red stitching and embossed logo	●
Red fade to black interior accents	●
Sports alloy pedals	●
Ticket holder & vanity mirror on both sides	●
Front seatback pocket - passenger's side	●
Drink holders x 7	●
Removable luggage area cover	●
Luggage area light	●

### EXTERIOR

Styling	Carbon fibre-look lower spoilers, front, side and rear	●
	Carbon fibre-look garnishes front and rear	●
	Rear upper spoiler	●
	Twin exhausts	●
Privacy glass (rear passenger and hatch)		●
Wheels	17 inch polished alloy wheels	●
	Emergency tyre puncture repair kit	●
Headlamps	LED projector	●
	Auto light-sensing	●
	Auto levelling	●
	LED daytime running lamps	●
Front fog lamps		●
Rear LED combination lamps		●
Door mirrors	Electrically adjustable	●
	Electrically folding with signal lamps	●
	Heated	●
	Blind spot monitor indicator	●
Windscreen wipers	2-speed, variable intermittent, washer	●
	Rear wiper with intermittent and washer	●
Rear window demister		●
Electromagnetic tailgate opener		●

### SAFETY & SECURITY

5 year extensive warranty programme	●
5 year roadside assistance	●
Adaptive cruise control	●
Dual Sensor Brake Support	●
Lane departure warning	●
Weaving alert	●
Blind spot monitor	●
Rear cross traffic alert	●
Reverse camera	●
Parking proximity sensors x 4 rear	●
Speed limiter	●
Hill hold control	●
Headlamp high beam assist	●
Electronic Stability Programme (ESP®)	●
ABS with EBD and brake assist	●
Brake override system	●
4-wheel disc brakes	●
Side impact beams	●
Collapsible steering column	●
Brake and clutch decoupling mechanism	●
Monroe® shock absorbers	●
6 SRS airbags (front, side and curtain)	●
Height adjustable seatbelt anchorages (front)	●
Front ELR seatbelts with pretensioners and force limiters	●
Rear 3-point ELR seatbelts x 3	●
ISOFIX child seat anchorages x 2 and tether anchorages x 3	●
Child-proof rear door locks	●
Engine immobiliser	●
Shift lock and key interlock	AUTO

DIMENSIONS AND WEIGHTS			MANUAL	AUTO
Overall length	mm		3,890	
Overall width	mm		1,735	
Overall height	mm		1,495	
Wheelbase	mm		2,450	
Tread	Front	mm	1,510	
	Rear	mm	1,515	
Ground clearance	mm		120	
Minimum turning radius	m		5.1	
Curb weight	min. kg		970	1005
Gross vehicle weight	kg		1,445	

### ENGINE AND TRANSMISSION

Type			K14C
Number of cylinders			4
Number of valves			16
Piston displacement	cm3		1,373
Bore x stroke	mm		73.0×82.0
Compression ratio			9.9:1
Maximum output	kW		103/5,500 rpm
Maximum torque	Nm		230/2,500-3,500 rpm
Fuel distribution			Direct injection
Fuel type			95-98 RON
Fuel economy*	Combined	L/100 km	6.1 NEDC (6.8 3P-WLTP)
CO <sub>2</sub> emissions	Combined	g/km	141 NEDC (157 3P-WLTP)
Transmission			6-speed Manual 6-stage Auto

### CHASSIS

Steering			Rack & pinion
Brakes	Front		Ventilated discs
	Rear		Solid discs
Suspension	Front		MacPherson strut & coil spring
	Rear		Torsion beam & coil spring
Tyres			195/45R17

### CAPACITY

Seating capacity		Persons	5
Luggage capacity (VDA method)	Rear seats folded	Litres	579
	Rear seats raised	Litres	265
Fuel tank capacity		Litres	37

\*Fuel consumption will vary due to factors such as vehicle condition, driving style and traffic conditions.

ESP® is a registered trademark of Daimler AG. Bluetooth® is a registered trademark of Bluetooth SIG, Inc. For more details including iPhone models compatible with Apple CarPlay, see: [www.apple.com/ios/carplay](http://www.apple.com/ios/carplay). Apple, Apple CarPlay and iPhone are trademarks of Apple Inc., registered in the U.S. and other countries. Android Auto requires the Android Auto app from Google Play, and an Android compatible smartphone running Android™ 5.0 Lollipop or higher: [www.support.google.com/androidauto](http://www.support.google.com/androidauto). Android and Android Auto are trademarks of Google LLC.





# A little goes a loooooong way

At Suzuki we make it easy to own and enjoy your new car every day. Not only are Suzuki cars and SUVs economical – they are affordable, safe and sooooo much fun to drive. With our advanced small engine technology and innovative design, you'll get loads of value without compromising performance.

## 5 YEAR WARRANTY PACKAGE

Suzuki's comprehensive 3 year/100,000 km new vehicle warranty covers your entire vehicle for the most important part of its lifecycle, and includes an additional 2 year powertrain warranty extension for a total of 5 years worry-free motoring.

## 5 YEAR SUZUKI ASSIST

With one of New Zealand's most comprehensive roadside assistance programmes, you are covered all day, every day for 5 years from when you first buy your Suzuki – no matter how many kilometres you travel.



### SUPPORTING OUR COMMUNITY



SUZUKI NEW ZEALAND LIMITED 1 HEADS ROAD, WHANGANUI. [WWW.SUZUKI.CO.NZ](http://WWW.SUZUKI.CO.NZ)

Standard and optional equipment available may vary from time to time. Some international models illustrated – please enquire at your Suzuki dealer for exact specifications. Suzuki New Zealand Ltd reserves the right to change, without notice, prices, colours, materials, equipment, specifications and models, and also to discontinue models. SZA1502 March 2024.